

SUNFLEX UK 

Aluminium windows





SUNFLEX UK 

**SLIM AND
FLUSH.
CUSTOM
DESIGNED
ALUMINIUM
WINDOWS.**

With slender frames, stylish flush finish and an almost infinite range of sizes and designs the SUNFLEX UK SAF aluminium window allows you to transform your home. From side-hung or top-hung opening windows through to large picture windows, frameless glass-to-glass corners and even glazed gables the SAF is a truly versatile choice for your project.

Like our award-winning bifold and sliding doors, every SUNFLEX UK window is custom made in-house by expert fabricators to your exact requirements, ensuring the highest standards of quality and performance.



KEY FEATURE **1**

SLIM AND FLUSH



SLIM PROFILES & STYLISH FLUSH FRAMES

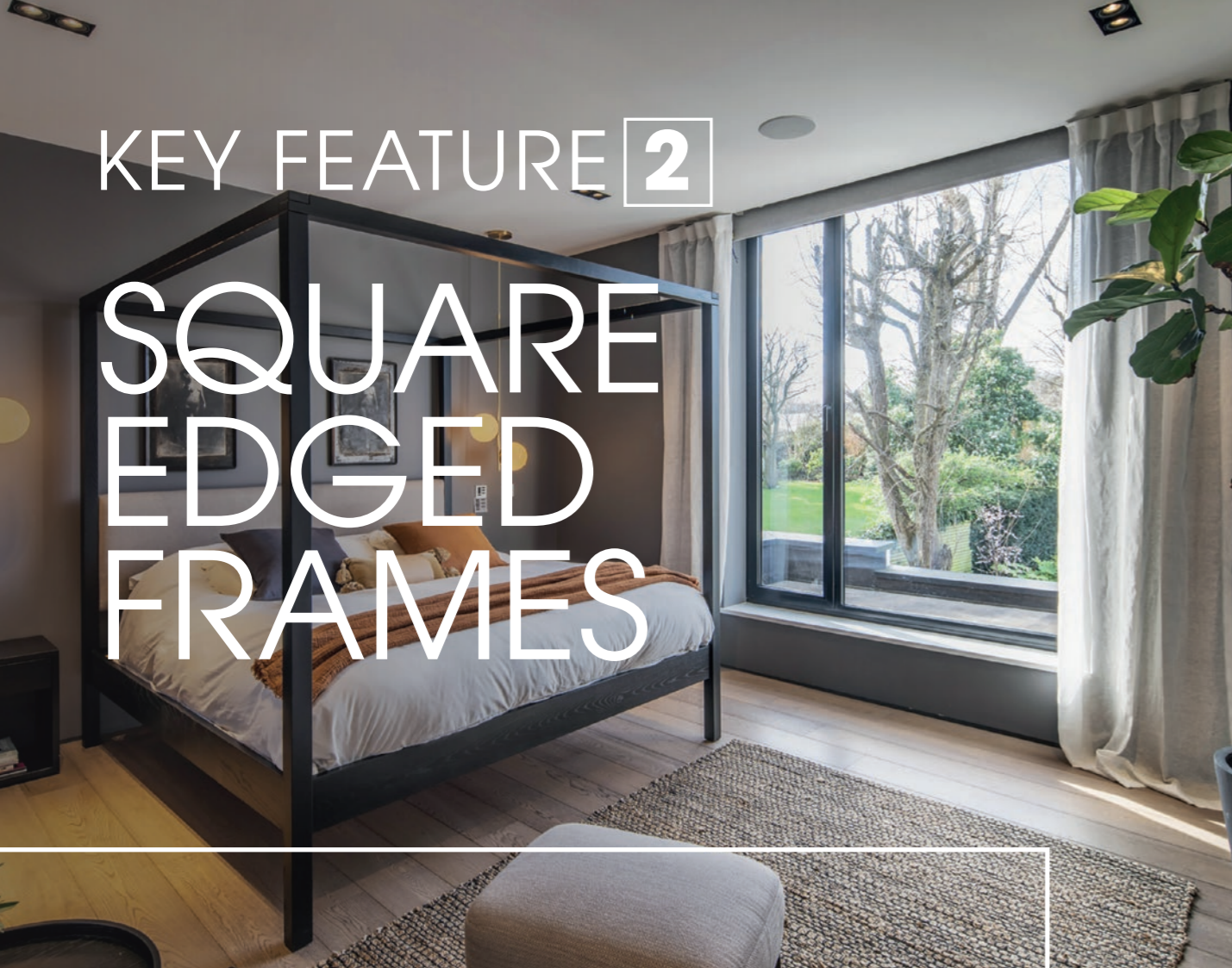
The SUNFLEX UK SAF window is the epitome of modern design, featuring stylish square-edged aluminium profiles that sit neatly and flush with the outer frames when the window is closed.

The high performance SAF system is manufactured with slim, thermally broken aluminium profile to maximise the amount of glass and make the most of the views out. The SAF window is available with either double or triple glazing in a huge range of styles to perfectly match the requirements of your home.



KEY FEATURE **2**


SQUARE EDGED FRAMES



Designed to match the look of our award-winning sliding and bifold doors, the SAF window system features square-edged frames on both inside and outside of the window to create a striking, contemporary appearance.

- Fixed frame windows
- Side hung opening sashes
- Top hung opening sashes
- Tilt & turn windows

The versatile options and stylish design of the SAF window allows us to incorporate a combination of fixed and opening sashes to custom-make each window to the exact specification of your home.



Thanks to its advanced design the SAF window is able to combine its contemporary looks with Building Regulations Part L compliant thermal efficiency and advanced weather performance standards.

The SAF window system holds the latest in independent PAS 24:2022 security testing, and the prestigious Secured by Design™ award, ensuring the system can be incorporated into the design of a wide range of projects, from replacement windows and period property renovations, to stylish inner-city extensions and ultra-modern new homes.

Secured by Design



Official Police Security Initiative



KEY FEATURE **3**



ADVANCED PERFORMANCE

OPENING STYLES



Top hung

When the window is opened the top of the sash is moved downwards away from the frame and the base of the sash pushes outwards. Our top hung windows are available with standard or restricted hinge options. With both hinges the degree to which the sash opens is controlled by friction stays on the hinge which allow the sash to be fixed at any open position.



Side hung

Designed with concealed hinges in the top and bottom of the frame, our side hung windows are a modern design and one of our most popular window styles. The window opens outwards from the side when opened and can be utilised as a single opening window or as part of a larger configuration, including windows with floating mullions or side by side meetings.



Tilt & turn

A contemporary addition to our window range, the inward opening tilt and turn windows offer the flexibility of being able to tilt open for part ventilation or completely turn open to make the most of nice weather or to clean from the inside. Tilt & turn windows can be manufactured in larger sizes than top or side hung windows making them popular for full height glazing and for parts of the house that need additional ventilation.




Colour options

We hold three of our most popular colours in stock to provide the quickest lead-times and most cost-effective option. If you want to truly personalise your windows, you can choose from more than 200 RAL colours in a range of finishes. Alternatively you can opt for dual colour windows with the internal and external frames in different colours to complement your internal décor.

Standard colours



Anthracite Grey (RAL 7016) matt finish



Charcoal Grey Metallic (DB703) textured finish



Jet Black (RAL 9005) matt finish


Popular bespoke colours



Slate Grey (RAL 7015) matt finish



Grey Aluminium (RAL 9007) semi-gloss finish



Traffic White (RAL 9016) matt finish



Graphite Black (RAL 9011) matt finish



Sage Green (RAL 6021) matt finish



Pearl Mouse Grey (RAL 7048) matt finish

Handle designs

For the final finishing touch the SAF windows are available with stylish, slim line handles, available in black, anthracite grey, bronze-effect or stainless steel.

Manufactured from solid 316 marine-grade stainless steel the lockable handles provide a premium feel when opening and closing the window.



VERSATILE WINDOWS

Create stunning bespoke designs

Picture windows



Create large fixed frame picture windows that perfectly frame the view out.

Glass-to-glass



Providing panoramic views, frameless corners add a real wow-factor to your home.

Art Deco style windows



Designed in the Art Deco style to match the look of traditional steel windows.

Sliding windows



Minimal frame, maximum light. A stunning alternative to standard window designs.

Bifold windows



Create complete openings. Ideal for kitchen windows or even loft conversions.

Glazed gables



A perfect complement to our bifold or sliding doors, to draw light in to your home.

TECHNICAL DETAIL

- **Independently tested**
Independently tested for security.
- **PAS 24:2022 approved**
Tested to meet the requirements of Building Regulations Part Q for security.
- **Multipoint locking**
Manufactured with advanced multipoint espagnolette lock mechanisms.
- **Laminate glass option**
Upgrade to laminated glass for complete peace of mind.
- **BSI Kitemark™**
Tested to the prestigious Kitemark standards.
- **Secured by Design™ award**
Meets the Police Preferred Specification for Security.
- **Key locking handles**
Designed with stylish lockable handles.
- **Concealed hinges**
No external hinges, fully concealed within the frame.

Tables

Thermal efficiency


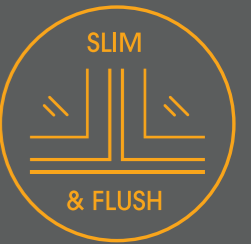
Window	Glazing	Overall system U-value†
SAF	Double glazed Triple glazed	from 1.4 W/m²K from 1.0 W/m²K

† The overall U-value achievable by the system is dependent on glass specification.

Weather performance

Window	Air permeability BS EN 12207*	Water tightness BS EN 12208*	Wind load BS EN 12210*
SAF	to 600Pa Class 4	to 2400Pa Class AE	to 2000Pa Class 5

* Weather performance is dependent upon a number of factors including window design, opening styles and sash sizes.



Bifold doors

Sliding doors

Heritage doors

Aluminium windows

Glass roofs

Front doors

Internal glass partitions

Commercial doors

SUNFLEX UK 

sunflexUK.co.uk