


SUNFLEX UK 

Bifold doors





SUNFLEX UK 

INDUSTRY LEADING BIFOLD DOORS. DESIGNED IN GERMANY.

The award-winning SUNFLEX SF75eco aluminium bifold door has been developed with more than 35 years of experience. Today our premium quality bifolds set the standard for advanced thermal efficiency, superior weather protection and are packed full of exclusive design features not found on any other folding door.

Every set of SUNFLEX bifold doors are custom made in-house by expert fabricators to your exact requirements, ensuring the highest standards of quality and performance.



KEY FEATURE **1**



THERMAL EFFICIENCY



ECO-FRIENDLY KEEPING THE INSIDE IN

Whilst you'll dream of warm sunny days and opening your bifold doors up to step out on the patio, we know that when the doors are closed keeping your home warm and comfy is just as important. That is why we have designed SUNFLEX aluminium bifold doors to offer industry leading thermal performance standards.

The unique frame design of the SF75eco allows for better thermal performance with double glazing that other bifold doors can achieve with triple glazing, with the system even capable of achieving Passivhaus standards of efficiency.



See why our doors are so efficient ▶



KEY FEATURE **2**



WEATHER TIGHTNESS



KEEPING THE OUTSIDE OUT

When it comes to bifold doors it is not just about keeping the warmth in, it is also about keeping the weather out which is why our bifold doors undergo rigorous independent weather testing in laboratory conditions to test their protection against air, water and wind.

Thanks to double rebated seals, not often seen on a bifold, the SF75eco can be designed to offer industry leading protection from the elements, ideal for everyone but particularly important for those in rural or coastal locations.



Water tightness To 900Pa (Class 9a)*
BS EN 1027

Air permeability To 600Pa (Class 4)*
BS EN 1027

Wind load To 2000Pa (Class 5B)*
BS EN 12211




See how our doors keep drafts out ▶



*Weather test performance is dependent upon a number of factors, including track option, system configuration and panel sizes.



KEY FEATURE 3



SECURITY



COMPLETE PEACE OF MIND

Keeping your home safe is at the core of the design of SUNFLEX bifold doors. With minimal hinge design and a multi-point locking system with shoot-bolts that extend into the top and bottom of the track and espagnolette locks securing the lead door in place.

Our bifold doors are all designed to comply with **PAS 24 testing** to meet the security requirements of **Building Regulations Document Q*** along with holding the prestigious **Secured by Design™ award** to meet the police preferred specification for security.



See how our doors keep you safe ▶



*The doors must be installed with P1A security glass to comply



KEY FEATURE 4

LOCKED PART VENT



The innovative design of SUNFLEX bifold doors means they are capable of achieving things that no other folding door can; one example is the part-vent position.

Without opening the main door, it is possible to turn the handle on one of the intermediate doors, partially opening the panels outwards to allow for ventilation – without needing to fully open a door.



See how the part-vent operates ▶



See how the panel catch works ▶



A panel catch that holds the doors open is a crucial part of any bifold door, whilst some systems use a basic magnet, the exclusive SUNFLEX antiSLAM panel catch has been perfected over more than 30 years of research and development. The innovative catch holds the lead panel in place as the doors are folded open, preventing the panels from accidentally slamming shut in the wind and keeping you, and the door system itself, safe.

The innovative catch also ensures the doors are operated correctly, protecting the hinges and hardware and ensuring the doors continue to operate perfectly, time-after-time, year-after-year.

KEY FEATURE 5



UNIQUE LOCKING PANEL CATCH

KEY FEATURE **6**

HANDLE DESIGN



HIDDEN IN PLAIN SIGHT

The SUNFLEX bifold door handle is one of the exclusive features that really shows the attention to detail that has gone into the development of the system.


Whilst most other bifold doors use a basic back-door handle, the exclusive colour-matched in-line SUNFLEX handle is designed to sit completely within the outline of the frame - whether it is opened or closed. This ensures that you get more view through the glass with less interruption.



See how the
in-line handle
works ▶



KEY FEATURE **7**



TRACK OPTIONS



EXCLUSIVE THRESHOLD DESIGN OPTIONS



As you would expect from a SUNFLEX bifold door, the track options feature clever design that combine functionality with real attention to detail. Uniquely our innovative low-threshold track matches a flush appearance with an effective weather seal, allowing you to create a stunning seamless transition between inside and out whilst still offering protection from drafts and rain.

For those seeking the optimum in protection from the elements the weathered track is a double rebated design where both the front and back of the panels seal against the track, perfect for even the most exposed locations.



Learn more
about our
track options ▶



KEY FEATURE **8**



YOUR DOORS YOUR WAY

SF75eco triple glazed doors with integral blinds



Bifold window with window seat



SF75eco with 3m tall panels

THE WIDEST CHOICE OF DESIGN OPTIONS

Whether it is the number of panels, the way the doors open or even just the colour of the frames, SUNFLEX bifold doors come with the widest range of configurations and design options of any folding door on the market.

From open corners to curved sets, to doors with integral blinds within the glass (even with triple glazing) or fitted alongside insect screens, we customise your doors to the exact specification of your project, not to the limitations of the system, ensuring you get the finished installation your home deserves - your doors, your way.

Bifold doors with internal insect screens



See more
about the
design options ▶



SF75eco BIFOLD DOORS

Ultra-thermally efficient
bifold doors



The SUNFLEX SF75eco bifold doors have been specifically engineered to offer ultra-thermal efficiency and industry leading weather proofing.

The system can achieve incredibly low U-values from just $0.8W/m^2K\uparrow$ making them suitable for Passivhaus standard homes, whilst maintaining the slender 117mm sightlines, contemporary appearance and large panel sizes that SUNFLEX folding doors are renowned for.

Designed specifically to accommodate effective triple glazing or double glazing, the SF75eco benefits from more than 35 years of bifold door research and development and is packed full of unique features, including the patented antiSLAM panel catch technology and weatherSEAL flush track detail.

In addition to incredible thermal and weather performance the SF75eco also carries the prestigious police backed Secured by Design™ award and PAS 24 security testing standards.




See how the
SUNFLEX SF75eco
operates ▶



KEY FEATURES

- **Award winning**
Named 'Best Glazed Door' by Build It magazine because of the systems' quality and design.
- **Advanced thermal efficiency**
Incredibly low U-values from just $0.8W/m^2K\uparrow$ when triple glazed, thanks to patented multi-chamber thermal break.
- **Unrivalled weather performance**
An innovative gasket design enables the SF75eco to achieve industry leading, independently certified protection from wind and rain – perfect for exposed or rural locations.
- **Stunning appearance**
Compact frame depths of just 75mm, slender 117mm sightlines and panels up to 1,200mm wide and up to 3,500mm high.
- **Advanced security**
Manufactured with multi-point locking to meet the requirements of PAS 24 and the prestigious Secured by Design™ police preferred specification for security.
- **Attention to detail**
Designed in Germany with more than three decades of folding door design and experience to provide complete peace of mind and superior quality.
- **Exclusive antiSLAM technology**
The patented locking panel catch holds the lead door in place when the doors are folded open, preventing them from being blown shut in the wind or accidentally closed on little fingers.
- **Wide range of configurations**
Can be manufactured to open inwards or outwards, in configurations from 2 to 22 panels and can also designed to incorporate curved sets or completely open corners.
- **A choice of track options**
Choose from a fully weathered track for the ultimate protection or opt for our low-threshold track to create a seamless transition between inside and out.
- **Unique handle design**
Designed with unique in-line handles that sit neatly within the frame of the door, avoiding any obstructions to your view.



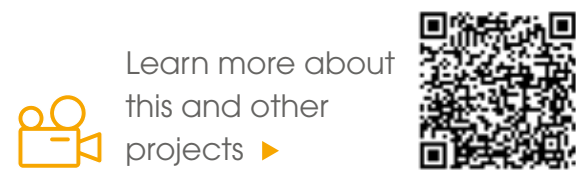
As seen on
**GRAND
DESIGNS**

CASE STUDY



Eye-catching new build on the edge of the South Downs

Designed by architect Carl Leroy-Smith and built by Westcott Construction, this striking new-build house with double pitch roof has created a bright and contemporary family home on the edge of the South Downs National Park.



Learn more about this and other projects ▶

Location: Hampshire/Sussex border
Product/s: SUNFLEX S75eco aluminium bifold doors
Project Architect: Carl Leroy-Smith
Main Contractor: Westcott Construction



Located in a quiet rural village, the bungalow on the plot had remained vacant for a number of years before the site was purchased. The new owners' then commission architect Carl Leroy-Smith to create a design for modern house full of light-filled open plan spaces.

The striking design that was created makes the most of the beautiful location, with a steel-framed double pitched roof that allows for large, unobstructed rooms and twin-full height glass façades that flood the home full of light.

The two sides of the house are slightly staggered to reduce bulk of the property, the northern half extending forwards into the garden enabling views over the countryside from both the master bedroom and the main living room.

The southern half of the house protrudes backwards, allowing for a seamless connection between the open-plan kitchen and dining room and the patio and tiered garden at the rear, breaking down the boundaries between inside and out and blurring the lines between where the house and garden meet.

To create a consistent appearance the bifold doors on the ground floor and the doors and windows on the first floor were manufactured so that the frames line up perfectly, with the external aluminium frames of the windows extending up to the full height of the gable.

At the rear of the house another complete glass façade was replicated on one side of the home, enabling the ability to create a complete walk-through at ground-floor level from front-to-back when both sets of bifold doors are opened.

To keep the sightlines consistent the bifold doors were designed in a four-panel configuration with all four panels sliding to one side. The owners opted for the



“The SUNFLEX bifold doors ticked all the boxes, it wasn't just that they looked good and were able to achieve the look we wanted, it was also the fact that we knew we were buying a quality door system that would last.”



SUNFLEX SF75eco doors because of their exceptional thermal performance, with the system capable of achieving lower u-values when double glazed than most folding doors on the market can achieve even when triple glazed.

The slender frames of the SF75eco also played a part in the choice, maximising the amount of glass that could be incorporated at ground floor level which was crucial with just a single access door to the side of the kitchen providing additional light into the open plan kitchen.

“The SUNFLEX bifold doors ticked all the boxes, it wasn't just that they looked good and were able to achieve the look we wanted, it was also the fact that we knew we were buying a quality door system that would last. So much time and effort went into the detail on the design that we wanted to make sure every element we used matched the quality of the finishes elsewhere in the house.”

With a tiled floor extending from the patio at the front all the way through the house to the patio at the back, creating a seamless finish was an important element of the design. The exclusive low-threshold track of the SF75eco proved perfect, allowing for step-free transition between inside and out whilst still providing an effective weather-tight seal which was crucial to prevent unwanted draughts or water ingress in a rural location. ■

OPEN CORNER BIFOLD DOORS

Create stunning open corner designs



The ability to completely open up the corner of an extension or self-build can totally transform a project and our SUNFLEX doors pioneered the moveable post technology that makes it possible.

SUNFLEX bifold doors with open corners have been supplied and installed around the world for more than 35 years. This experience and knowledge provides complete peace of mind to enable you to create a real design statement in your home.

When corner bifold doors are closed the slim sightlines and contemporary square edge profile provides a stylish appearance, but when the doors are opened up completely, the moveable corner post technology really comes into its own.

With a completely unobstructed corner, the divide between inside and out is seamless, providing you with an uninterrupted and panoramic view out into your garden and beyond.



See how Open Corner bifold doors operate ▶



KEY FEATURES

- **Panoramic views**
The ability to open up a corner of your home completely allows you to create stunning panoramic views out, breaks down the boundaries between inside and out and create a real wow-factor design.
- **A choice of system**
Our open corner bifold doors can be manufactured from our SF75eco aluminium doors or from our SF75c timber-clad aluminium system.
- **Customisable configurations**
Our open corner bifold doors can be open in, open out, 90°, 135° or even bespoke angled corners, with a choice of the number of panels on either side of the corner.
- **Tried and tested quality**
Developed with more than 35 years of folding door design, our corner open bifold doors have been tried and tested over time to provide complete peace of mind.
- **Advanced security**
Manufactured with multi-point locking, including a fully locking corner post, to meet the requirements of PAS 24 and the prestigious Secured by Design™ police preferred specification for security.
- **A choice of track options**
Choose from a fully weathered track for the ultimate protection or opt for our low-threshold track to create a seamless transition between inside and out.
- **Exclusive antiSLAM technology**
The patented locking panel catch holds the lead door in place when the doors are open, preventing them from being blown shut in the wind or accidentally closed on little fingers.
- **Large panels, slender frames**
Our corner bifold doors can be designed with individual panels up to 1200mm wide and up to 3500mm high, which along with slender frames and slim sightlines enable you to maximise the amount of glass in each panel.



HERITAGE BIFOLD DOORS

Art Deco inspired
aluminium bifold doors



Inspired by the Art Deco style of steel framed windows and doors, the SF75eco Heritage combines this traditional appearance with the modern performance and design of aluminium.


The SF75eco Heritage bifold doors are the ideal solution for creating the much sought-after look thanks to their sleek 75mm frame depths. Combined with the slim 117mm sightlines and square edged profile the system is easily capable of creating the slender look that the Art Deco style is associated with.

Unlike traditionally forged steel doors and windows, the SF75eco Heritage is manufactured from thermally broken frames, which enable the doors to meet the thermal performance requirements of Building Regulations; making them ideal for both period property renovations and to add character to contemporary new-build homes.

With the ability to slide the doors to the end to create completely unobstructed openings, the SF75eco Heritage matches the Art Deco style when closed with the advantages of a seamless connection between inside and out when the doors are open.

KEY FEATURES

- **Traditional appearance, modern performance**
The SF75eco Heritage combines all the performance of SUNFLEX bifold doors with the appearance of Art Deco style steel doors.
- **Customise your design**
Choose how many horizontal bars across the glass you want and how you want them spaced.
- **Seamless connection**
With the ability to stack the panels to the side, the SF75eco Heritage bifold doors can be opened up completely to provide an uninterrupted connection between inside and out, seamlessly extending your living space out into the garden.
- **Exclusive antiSLAM technology**
Like all SUNFLEX bifold doors, the SF75eco Heritage features antiSLAM technology thanks to the patented locking panel catch that holds the lead door in place when the doors are open.
- **Advanced security**
Manufactured with multi-point locking to meet the requirements of PAS 24 and the Secured by Design™ police preferred specification for security.
- **A choice of track options**
Choose from our low threshold track or the fully weathered track to suit the exact requirements and location of your project.
- **Quality assured**
The SF75eco Heritage doors incorporate more than three decades of folding door experience and are manufactured to the highest standards of quality.
- **Advanced design**
With advanced engineered running gear, the SF75eco Heritage operate effortlessly with panel sizes up to 1100mm wide and 3000mm high, in systems from 2 to 22 panels and a huge range of configuration options.
- **Matching windows and doors**
The SUNFLEX UK Heritage range includes aluminium windows, doors and internal glazing solutions to complement the design of the bifold doors.





CURVED BIFOLD DOORS

The versatility and design innovation of SUNFLEX bifold doors is perfectly illustrated by the SF75eco curved (or faceted) bifold doors. Ideal for homes with sweeping curves, faceted bifold doors mean the design aesthetic of your home doesn't need to be compromised to accommodate straight sets of doors.

Whether you require a set of doors that curves inwards (concave) or outwards (convex), the SF75eco can be configured to your exact requirements, and we can provide detailed technical information to support the initial concept, turning an idea into a practical and achievable design.

KEY FEATURES

- Inward or outward curve**
 Choose from doors that all fold to one end of the opening or meet in the middle and fold to each side with sets up to 20m wide and up to 3m high.
- Technically advanced**
 SUNFLEX bifold doors are high quality, technically advanced systems, ideal for creating curved sets.
- Flat panels, curved sets**
 Faceted bifold doors are created utilising flat and angled connectors which come together to create curved sets of doors.
- 35 years' experience**
 SUNFLEX has been creating curved bifold door configurations for more than three decades, meaning whatever design you require you are in safe hands..
- Wow-factor design**
 Curved sets creates a real 'wow' factor for projects, seamlessly matching the aesthetic of the home.
- Outstanding performance**
 The SF75eco carries its superior thermal performance standards through even when installed in faceted designs.



BIFOLD WINDOWS

An increasingly popular option in recent years, bifold windows offer an innovative solution for those seeking to maximise the amount of window they can open – whether that be from an open plan kitchen to provide a connection with the patio or from a loft conversion to provide views over the roof tops.

With their ability to stack neatly at one end, or to open from the centre to stack both sides, bifold windows can create a real statement of design and help breakdown the boundaries between inside and out – ideal for extending your living space out into the garden.

KEY FEATURES

- Versatile design**
 Can be designed to open inwards or outwards, with individual panels from just 900mm tall and up to 1.2m wide.
- Exclusive door and window combination**
 The SF75eco bifold window can be incorporated alongside a full-height bifold door, creating a post-free opening that can extend the full width of the aperture.
- Advanced security**
 Manufactured with multi-point locking to meet the requirements of PAS 24 and the prestigious Secured by Design™ police preferred specification for security.
- Exclusive antiSLAM technology**
 As with full height panels, bifold windows can incorporate a patented locking panel catch that prevents the window from being blown shut by the wind.
- Unique handle design**
 Designed with unique in-line handles that sit neatly within the frame of the door, avoiding any obstructions to your view.
- A choice of system**
 Our bifold windows can be manufactured from our SF75eco aluminium or SF75c timber-clad aluminium systems.



COLOUR MATCHED HARDWARE

The finishing touches that make all the difference

After 35+ years of SUNFLEX bifold door design we know that it is the little details that make all of the difference. Whether it is how easy they are to operate or how the feel of quality you get every time you turn the handle.

When it comes to finishing touches we like to feel that SUNFLEX doors really stand out, which is why the handles and hinges of our bifold doors are always colour-matched to be the same colour as the frame.

With the minimal design of our hinges and the exclusive in-line handle it just helps the hardware to blend in with the door so that your eye is drawn through the glass and not at the door itself.



Colour options

We hold three of our most popular colours in stock to provide the quickest lead-times and most cost-effective option. If you want to truly personalise your sliding doors, you can choose from more than 200 RAL colours in a range of finishes.

Standard colours



Anthracite Grey (RAL 7016) matt finish



Charcoal Grey Metallic (DB703) textured finish



Jet Black (RAL 9005) matt finish


Popular bespoke colours



Slate Grey (RAL 7015) matt finish



Grey Aluminium (RAL 9007) semi-gloss finish




Traffic White (RAL 9016) matt finish



Graphite Black (RAL 9011) matt finish



Sage Green (RAL 6021) matt finish



Pearl Mouse Grey (RAL 7048) matt finish





The **SUNFLEX** difference

✓ Premium Quality

We are proud that SUNFLEX UK doors are renowned for their attention to detail and advanced engineering. We believe they are unrivalled in their quality, combining stunning appearance with tried and tested performance.

✓ Own Factory

Nobody else makes doors for us. Every door and window we supply is fabricated by our own expert teams in our own factory, either in Germany or in Norfolk. It is the only way we can guarantee the quality and attention to detail that our products are renowned for.

► Our distributors

We work with a hand-selected network of distributors who cover the length and breadth of the UK. Some of these distributors have been part of the SUNFLEX family for more than 20 years and they are ideally placed to offer advice and support to help you find the perfect solution for your home.

SUNFLEX UK 

20+ years

Further Information



Technical Documents



Completed Case Studies



System Videos

Bifold doors

Sliding doors

Heritage doors

Aluminium windows

Glass roofs

Front doors

Internal glass partitions

Commercial doors

SUNFLEX UK 

sunflexUK.co.uk